

COM 05 PC

Luminaire: PC, halogen, 650W
zoom 04°-56°, GY9.5



Type

Conventional line

Family

PC

Source

Halogen

Power

300W 500W 650W

Connectors

Cable without plug

Lamp holder

GY9.5

Voltage

220-240V, 50-60Hz

Product sizes

3.7Kg

Pack sizes

190mm x 235mm x 386mm

4Kg

0.017m³

IES/LDT

Available on website

DWG

Available on website

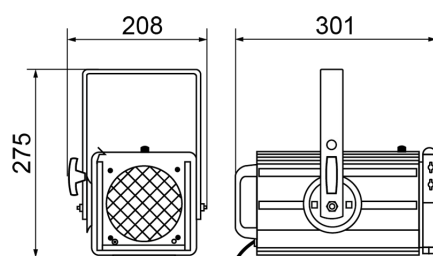
User manual

Available on website

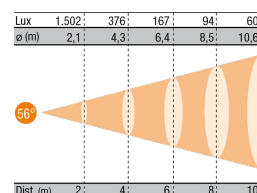
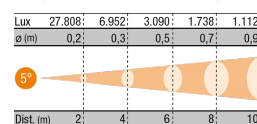
Technical features

- Aluminum housing for high heat dissipation by natural ventilation
- Filter frame lockable top cover
- Yoke with clutch-locking system
- Adjustable yoke for fixture balancing
- Easy access to the lamphouse for fast maintenance
- 99,99% polished and treated aluminum reflector
- PO version on request, with 3-way pole operation for tilt, pan and focus
- ARC version on request, with 3-way DMX control of tilt, pan and focus

Sizes (in mm)



Light output diagram



Accessories

CP 81

Lamp: halogen 300W 230V 3200K GY9.5

CP 82

Lamp: halogen 500W 230V 3200K GY9.5

CP 89

Lamp: halogen 650W 230V 3200K GY9.5

DOU-00001513

FUNE

Acc: Safety net with spring hook

GAC

Acc: Hook clamp for 40/50mm tube

HC/075

Acc: Half swivel coupler 7.5kg max

M 38

Lamp: halogen 300W 230V 2950K GY9.5

M 40

Lamp: halogen 500W 230V 2950K GY9.5

PL 4 U05

Acc: 4-door bamdoors

PO/2 SP05

Yoke: Pole Operated for Pan-Tilt

PO/3 SP05

Yoke: Pole Operated for Pan-Tilt-Focus

R S05

Acc: Safety net

T 18

Lamp: halogen 500W 230V 3050K GY9.5

T 26

Lamp: halogen 650W 230V 3050K GY9.5

TC S05

Acc: Colour frame

LED equivalents

PC LED C100 WW DMX

Luminaire: PC, LED, 100W, WW

PC LED C100 CW DMX

Luminaire: PC, LED, 100W, CW

PC LED C100 NW DMX

Luminaire: PC, LED, 100W, NW