

PROFESSIONAL  
LIGHTING  
FOR THE  
PERFORMING ARTS

Product catalogue 2020


  
professional lighting for the performing arts

## Fresnel

Luminaires with Fresnel lens, adjustable yoke and adjustable optical zoom. Recommended for soft and even lighting. Available with motorized yokes with DMX control or pole operated yokes.

### Halogen




	<b>MI FN NO</b>	<b>COM 05 F</b>	<b>COM 12 F</b>	<b>COM 25 F</b>
Source	Halogen	Halogen	Halogen	Halogen
Power	300W (GY 9,5)	500/650W (GY 9,5)	1000/1200W (GX 9,5)	2000/2500W (G 22)
Version	07°-53° (1,3kg - 11x13x17cm)	07°-62° (3kg - 15x15x25cm)	07°-53° (5,4kg - 20x20x30cm)	07°-65° (10,8kg - 27x29x41cm)

	<b>FN LED 50</b>	<b>FN LED 50 RGBW</b> 
Power	50W	50W
LED	White (3000K, 4000K, 5600K)	RGBW
Control	- DMX-RDM - Local	- DMX-RDM - Local
Version	12°-76° (2,5kg - 27x16x25cm)	12°-76° (2,5kg - 27x16x25cm)






	<b>FN LED C100</b>
Power	100W
LED	White (3000K, 4000K, 5600K)
Control	- DMX-RDM - Local
Version	12°-75° (3,5kg - 29x22x31cm)




	<b>FN HY LED 200</b>	<b>FN HY LED 200 RGBW</b> 	<b>FN HY LED 200 6C</b> 	<b>FN HY LED 200 Tunable</b> 
Power	200W	200W	200W	200W
LED	White (3000K, 5600K)	RGB+AMBER+CYAN+LIME	RGB+AMBER+CYAN+LIME	White (2700K-6500K)
Control	- DMX-RDM - Local	- DMX-RDM - Local	- DMX-RDM - Local	- DMX-RDM - Local
Versions	09°-45°	12°-43°	12°-43°	09°-45°

	<b>FN HY LED 300</b>
Power	300W
LED	White (3200K, 5600K)
Control	- DMX-RDM - Local
Version	09°-45°

	<b>FN HY LED 300 6C</b> 	<b>FN HY LED 300 Tunable</b> 
Power	300W	300W
LED	RGB+AMBER+CYAN+LIME	White (2700K-6500K)
Control	- DMX-RDM - Local	- DMX-RDM - Local
Version	12°-43°	09°-45°

	<b>FN LED 450</b>	<b>FN LED 450 RGBW</b> 
Power	450W	450W
LED	White (3200K, 5600K)	RGBW
Control	- DMX-RDM - Local	- DMX-RDM - Local
Version	12°-58° (14kg - 55x30x53cm)	12°-65° (14kg - 55x30x53cm)

	<b>FN LED 450 Tunable</b> 
Power	450W
LED	Tunable White (2700K-6500K)
Control	- DMX-RDM - Local
Version	12°-58° (14kg - 55x30x53cm)

## Plano-Convex

Fixtures with prism-convex lens, adjustable yoke and adjustable optical zoom. Recommended for soft and accent lighting. Available with motorized yokes with DMX control or pole operated yokes.

### Halogen

	<b>MI PC NO</b>	<b>COM 05 PC</b>	<b>COM 12 PC</b>	<b>COM 25 PC</b>
Source	Halogen	Halogen	Halogen	Halogen
Power	300W (GY 9,5)	500/650W (GY 9,5)	1000/1200W (GX 9,5)	2000/2500W (G 22)
Version	07°-53° (1,6kg - 11x13x22cm)	04°-56° (3,7kg - 15x15x30cm)	04°-63° (6,8kg - 20x20x40cm)	04°-66° (13,7kg - 27x29x53cm)

	<b>PC LED 50</b>
Power	50W
LED	White (3000K, 4000K, 5600K)
Control	- DMX-RDM - Local
Version	08°-80° (3kg - 27x16x29cm)



	<b>PC LED C-100</b>
Power	100W
LED	White (3000K, 4000K, 5600K)
Control	- DMX-RDM - Local
Version	08°-87° (3,5kg - 29x22x31cm)



	<b>PC HY LED 200</b>
Power	200W
LED	White (3200K, 5600K)
Control	- DMX-RDM - Local
Version	06°-45°

	<b>PC HY LED 200 RGBW</b>
Power	200W
LED	RGB+AMBER+CYAN+LIME
Control	- DMX-RDM - Local
Version	08°-40°

	<b>PC HY LED 200 6C</b>
Power	200W
LED	RGB+AMBER+CYAN+LIME
Control	- DMX-RDM - Local
Version	08°-40°

	<b>PC HY LED 200 Tunable</b>
Power	200W
LED	White (2700K-6500K)
Control	- DMX-RDM - Local
Version	06°-45°

	<b>PC HY LED 300</b>
Power	300W
LED	White (3200K, 5600K)
Control	- DMX-RDM - Local
Version	06°-45°

	<b>PC HY LED 300 6C</b>
Power	300W
LED	RGB+AMBER+CYAN+LIME
Control	- DMX-RDM - Local
Version	08°-40°

	<b>PC HY LED 300 Tunable</b>
Power	300W
LED	White (2700K-6500K)
Control	- DMX-RDM - Local
Version	06°-45°

	<b>PC LED 450</b>
Power	450W
LED	White (3200K, 5600K)
Control	- DMX-RDM - Local
Version	09°-70° (16kg - 55x30x58cm)

	<b>PC LED 450 RGBW</b>
Power	450W
LED	RGBW
Control	- DMX-RDM - Local
Version	09°-70° (16kg - 55x30x58cm)


	<b>PC LED 450 Tunable</b>
Power	450W
LED	Tunable White (2700K-6500K)
Control	- DMX-RDM - Local
Version	09°-70° (16kg - 55x30x58cm)

## Profile

Luminaires with adjustable shutters, adjustable yoke, adjustable optical zoom and focus. Recommended for accent and precise lighting, as well as for images projection (gobos). Available with motorized yokes with DMX control or pole operated yokes.

### Halogen




	<b>MI PR ZS NO</b>	<b>COM 05 ZS/ZW</b>	<b>COM 12 ZS/ZW</b>	<b>COM 25 ZS/ZW</b>
Source	Halogen	Halogen	Halogen	Halogen
Power	300W (GY 9,5)	500/650W (GY 9,5)	1000/1200W (GX 9,5)	2000/2500W (G 22)
Versions	20°-40° (1,3kg - 11x13x17cm)	14°-33° (4,8kg - 15x15x49cm) 23°-40° (4,5kg - 15x15x40cm)	13°-35° (9,8kg - 20x20x72cm) 24°-50° (9,1kg - 20x20x57cm)	09°-25° (25,1kg - 27x29x90cm) 17°-36° (21,3kg - 27x29x79cm)

	<b>PR LED 50</b>	<b>PR LED 50 RGBW</b> 
Power	50W	50W
LED	White (3000K, 4000K, 5600K)	RGBW
Control	- DMX-RDM - Local	- DMX-RDM - Local
Version	20°-40° (4,1kg - 37x37x43cm)	20°-40° (4,1kg - 37x37x43cm)






	<b>PR LED 100</b>
Power	100W
LED	White (3000K, 4000K, 5600K)
Control	- DMX-RDM - Local
Versions	20°-38° (6kg - 40x34x54cm) 35°-50° (6kg - 40x34x45cm)




	<b>PR HY LED 200</b>	<b>PR HY LED 200 RGBW</b> 	<b>PR HY LED 200 6C</b> 	<b>PR HY LED 200 Tunable</b> 
Power	200W	200W	200W	200W
LED	White (3200K, 5600K)	RGB+AMBER+CYAN+LIME	RGB+AMBER+CYAN+LIME	White (2700K-6500K)
Control	- DMX-RDM - Local	- DMX-RDM - Local	- DMX-RDM - Local	- DMX-RDM - Local
Versions	15°-30° 25°-50°	15°-30° 25°-50°	15°-30° 25°-50°	15°-30° 25°-50°

	<b>PR HY LED 300</b>
Power	300W
LED	White (3200K, 5600K)
Control	- DMX-RDM - Local
Versions	15°-30° 25°-50°

	<b>PR HY LED 300 6C</b> 	<b>PR HY LED 300 Tunable</b> 
Power	300W	300W
LED	RGB+AMBER+CYAN+LIME	White (2700K-6500K)
Control	- DMX-RDM - Local	- DMX-RDM - Local
Versions	15°-30° 25°-50°	15°-30° 25°-50°

	<b>PR LED 450</b>	<b>PR LED 450 RGBW</b> 
Power	450W	450W
LED	White (3200K, 5600K)	RGBW
Control	- DMX-RDM - Local	- DMX-RDM - Local
Versions	08°-19° (13,5kg - 55x34x87cm) 14°-30° (13,5kg - 55x34x87cm) 24°-44° (13kg - 55x34x72cm)	08°-19° (13,5kg - 55x34x87cm) 14°-30° (13,5kg - 55x34x87cm) 24°-44° (13kg - 55x34x72cm)

	<b>PR LED 450 Tunable</b> 
Power	450W
LED	White (2700K-5600K)
Control	- DMX-RDM - Local
Versions	08°-19° (13,5kg - 55x34x87cm) 14°-30° (13,5kg - 55x34x87cm) 24°-44° (13kg - 55x34x72cm)

## Followspot

Fixtures with manual focusing, adjustable yoke on stand, adjustable optical zoom and focusing. Colour changer (manual and/or DMX) not included. Recommended for accent and long distance lighting, with direct control from the operator.

Halogen / Discharge

### VD 12 M CR

Source	Discharge
Power	1200W / MSR (GY 22)
Standard	Cold Restrike version, Iris diaphragm with black out, shaping shutters and slots for B size gobo holder
Distance	20-40 m
Version	07°-18° (18,8kg - 20x20x112cm)

### VD 12 M HR

Source	Discharge
Power	1200W / MSR (G 38)
Standard	Hot Restrike version, Iris diaphragm with black out, shaping shutters and slots for B size gobo holder
Distance	20-40 m
Version	07°-18° (18,8kg - 20x20x112cm)

### VD 25 H

Source	Halogen
Power	2000/2500W (G 22)
Standard	Iris diaphragm with black out, shaping shutters and slots for A size gobo holder
Distance	15-25 m
Version	07°-16° (27kg - 27x29x115cm)

### VD 25 M HR

Source	Discharge
Power	2500W / MSR (G 38)
Standard	Hot Restrike version, Iris diaphragm with black out, shaping shutters and slots for B size gobo holder
Distance	30-100 m
Version	05°-13° (51kg - 27x29x163cm)



### VD LED 250

Power	250W
LED	White (3200K, 5600K)
Control	- DMX-RDM - Local
Version	08°-19° (17kg - 47x34x97cm)



### VD LED 250 RGBW

Power	250W
LED	RGBW
Control	- DMX-RDM - Local
Version	08°-19° (17kg - 47x34x97cm)



### VD LED 450

Power	450W
LED	White (3200K, 5600K)
Control	- DMX-RDM - Local
Version	08°-19° (22kg - 45x35x105cm)



### VD LED 450 RGBW

Power	450W
LED	RGBW
Control	- DMX-RDM - Local
Version	08°-19° (22kg - 45x35x105cm)

## Floodlight

### Asymmetric

For the illumination of large areas and cycloramas. Suitable both for lighting from the floor and from the top.

Halogen

#### DOM 1000

Source	Halogen
Power	1000/1250W (R7s)
Version	3,8kg - 29x28x21cm



### Asymmetric

Asymmetric cyclorama powered by LED source in RGBW. Thanks to its sophisticated specifically designed optical system, it allows to illuminate in an absolutely even way an area of over 40 sqm when positioned at a distance from the backdrop of only 1,5m.

#### CYC LED 300 RGBW

Power	300W
LED	RGBW
Control	- DMX-RDM - Local
Version	Wall wash of 42sqm at 1,5m distance (15kg - 25x57x43cm)



### Downlight

Recessed LED luminaires with high-efficiency white chip. High quality polycarbonated aluminate optics.

#### HAL LED 55

Power	50W (no fan)
LED	White (3000K, 4000K, 5600K)
Control	- DALI - Local - DMX-RDM (opt.)
Versions	29° (0,75kg - 16x16x14cm) 46° (0,75kg - 16x16x14cm) 72° (0,75kg - 16x16x14cm)

#### HAL LED 90

Power	90W (no fan)
LED	White (3000K, 4000K, 5600K)
Control	- DMX-RDM - Local
Versions	29° (0,75kg - 16x16x14cm) 46° (0,75kg - 16x16x14cm) 72° (0,75kg - 16x16x14cm)



## Pinspot

### FLUM

Micro LED fixture with integrated LED source, made of copper body with anodized aluminum base, rotation system and accessories.

<b>FLUM LED 3</b>	
Power	3W
LED	White 3000K (other on request)
Control	- DALI (for livetrack only) - Casambi (for livetrack only)
Versions	06° (0,1kg - 6x5x4cm) 12° (0,1kg - 6x5x4cm) 22° (0,1kg - 6x5x4cm) 46° (0,1kg - 6x5x4cm)



### LUCCIOLA

Architectural pinspot with integrated LED source.

<b>MINILUT LED 15</b>		<b>MINILUT LED 30</b>		<b>SUPERLUT LED 30</b>	
Power	15W, max 60VDC	30W, max 60VDC	30W, max 60VDC	30W, 230VAC	30W, 230VAC
LED	White 3000K (other on request)	White 3000K (other on request)	White 3000K (other on request)	White 3000K (other on request)	White 3000K (other on request)
Control	- DALI - Casambi	- DALI - Casambi	- DALI - Casambi	- Dimmable from mains	- Dimmable from mains
Versions	15° (0,8kg - 18x16x22cm) 26° (0,8kg - 18x16x22cm)	15° (1,2kg - 18x16x22cm) 26° (1,2kg - 18x16x22cm)	15° (1,2kg - 18x16x22cm) 26° (1,2kg - 18x16x22cm)	15° (1,5kg - 18x16x22cm) 26° (1,5kg - 18x16x22cm)	15° (1,5kg - 18x16x22cm) 26° (1,5kg - 18x16x22cm)



## Blacklight

Fixtures with adjustable yoke and optical system for a parallel and concentrated beam. Recommended for effect lighting.

Discharge

<b>W 400</b>	
Source	black light bulb 400W (E40)
Version	5,6kg - 32x32x43cm



## Pole Operated system

Pole Operated yokes: modular system of yokes with 2 o 3 functions (tilt, pan and focus) with safet clutch to protect gear box and to allow hand focusing



## ARC system

Automated Remote Control: motorised DMX modular yokes for high precision 16 bit focusing for tilt, pan, beam adjustment. Thanks to the modular structure it accepts all LED and Conventional Spotlight fixtures and most of the luminaires commercially available on the market.





**Operational Headquarter**  
Via Sardegna, 3 - 20098 - S. Giuliano Milanese (MI) - Italia

[www.spotlight.it](http://www.spotlight.it)

**Registered Office**  
Via Martino Anzi 8, 22100 Como (CO) - Italia